



# Starting and Stopping

(flashcard set)

**Eugenia Vlasova**  
Project "Proper Russian"

## How to Use Vocabulary Cards

Dear learner,

You are looking at a set of vocabulary cards that I designed for you and other learners of the Russian language. Memorizing new words is a big part of learning a new language. I hope these cards will help you to expand your vocabulary.

Each card contains the following information:

- A word in Russian
- Its IPA transcription
- Grammatical properties of the word
- An English translation of the word
- A picture to illustrate the word

For different words, I put different grammatical properties. For nouns, I put gender, because memorizing the gender of a noun is critical for correct word usage. For adjectives, I put gender, too. Masculine is the default gender for adjectives in all Russian dictionaries, so most adjectives in my cards are masculine. I decided to keep the gender notation for adjectives because I want you to remember other genders, too. For verbs, I put their aspect, i.e. perfective or imperfective.

The illustrations should help you to memorize the words easier. When you associate a word with an image, your memory retains the new information longer.

You downloaded the set as a PDF. Now you can print it out and cut them into actual cards. For many people, including me, having a physical object to touch promotes memorization. You can shuffle the cards, pin them to your cork board, and use them the way you would use usual flash cards. Close the left part of the card with your palm so that you could only see the picture - can you recall a word? Do you remember its grammatical properties? If you want to add word usage, context, or any other notes, you can use the back of the card.

I wholeheartedly recommend spaced repetition. Spaced repetition is a technique that incorporates increasing time intervals between each review of a flashcard. In this method, newly introduced and more difficult flashcards are shown more frequently, while older and less difficult flashcards are shown less frequently. The use of spaced repetition has been shown to facilitate memorization.

And lastly, have fun. When you enjoy studying and learning, your memory cooperates.

If you have any questions or comments, please do not hesitate to contact me at [eugenia@properrussian.com](mailto:eugenia@properrussian.com).

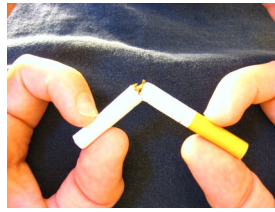
Sincerely yours,  
Eugenia Vlasova  
ProperRussian.com

**бросить**

*/'brɒsɪtʃi/*

*verb, perfective*

to throw, to give up, to quit, to abandon, to ditch



**взяться**

*/'vziʌtʃsɪə/*

*verb, perfective*

to take something with hands; to set about, to undertake



**закруглиться**

*/zəkrʊ'gliʃtʃsɪə/*

*verb, perfective*

to get rounded; to wrap up



**кончить**

*/'kɒnʃɪtʃi/*

*verb, perfective*

to finish, to end; to graduate from; to cum



**начать**

*/ne'tʃætʃi/*

*verb, perfective*

to begin, to start




**перестать**

*/'pɪrɪ'stætʃi/*

*verb, perfective*

to stop, to cease, to quit



**пойти**

*/peɪ'tʃi/*

*verb, perfective*

to go, to walk; to start, to begin




**прекратить**

*/'prɪkre'tʃɪtʃi/*

*verb, perfective*

to stop, to cease, to end, to discontinue



**приняться**

*/'prɪ'nɪʌtʃsɪə/*

*verb, perfective*

to set about, to start doing; to take root



**стать**

*/statʃi/*

*verb, perfective*

to become, to begin doing something



# Attribution:

The photos used in this set were made by the following photographers and published under a Creative Commons license:

**Sezeryadigar**

URL: <https://www.istockphoto.com/photo/quitting-smoking-gm641539530-116568767>

**Monstera Production**

URL: <https://www.pexels.com/photo/close-up-of-people-holding-arms-9491008/>

**Skylar Kang**

URL: <https://www.pexels.com/photo/spiral-wicker-part-of-straw-carpet-6045074/>

**Ketut Subiyanto**

URL: <https://www.pexels.com/photo/overjoyed-employee-throwing-papers-in-air-after-completing-paperwork-4560080/>

**Andrea Piacquadio**

URL: <https://www.pexels.com/photo/strong-sportsmen-ready-for-running-on-stadium-3764011/>

**Monstera Production**

URL: <https://www.pexels.com/photo/faceless-black-man-showing-stop-gesture-with-crossed-hands-7114346/>

**Allan Mas**

URL: <https://www.pexels.com/photo/cheerful-siblings-walking-on-footpath-5623704/>

**Anete Lusina**

URL: <https://www.pexels.com/photo/woman-showing-stop-gesture-with-hand-5723263/>

**Akil Mazumder**

URL: <https://www.pexels.com/photo/person-holding-a-green-plant-1072824/>

**Gül Işık**

URL: <https://www.pexels.com/photo/person-holding-white-scroll-2292837/>

I would like to thank these talented photographers for sharing their work under a Creative Commons license, which allows me to use and share their photos in this educational material.